





Tests	DIN/EN standard	Nadura Nadura NB 400
General data on product composition		
Type of covering:		Flooring panel with top layer made of Nadura
Total thickness:		approx. 10.5 mm
Effective measurement: (length x width)		853 x 395 mm
Product structure:		a. Nadura®-surface - homogenous surface made from wood fibres and mineral substances b. Wood fibre board c. AquaStop edge impregnation d. Nadura®-backing
Technical data		
Locking method:		MasterclitPlus
	Wear class:	ISO 10 874 23 34
	Wear resistance:	EN 17 142 (appendix E) AC 6 (= IP ≥ 8,500 cycles)
	Stain resistance:	EN 17 142 (EN 438-2/26) Group 1: grade 5 Group 2: grade 5 Group 3: grade 4
	Colour fastness:	EN 13 329 (EN ISO 105) ≥ stage 6 on the bluewool scale
	Fire behaviour:	EN 13 501 Bfl-s1 (hardly flammable)
	Slip resistance:	EN 14 041 / 13 893 DS
	Scratch resistance:	EN 438-2/25 grade 4
	Formaldehyde emissions (E1 = 0.1 ppm):	EN 717-1 ≤ 0.05 ppm
	Indent after constant load:	EN 13 329 (EN 433) no visible changes
	Content of Pentachlorophenol:	EN 14 041 / 14 823 < 5 ppm


Technical data

	Castor resistance:	EN 17 142 (EN 425)	no visible changes or damage with soft, standard castors (type W)
	Behaviour on simulation of shifting furniture foot:	EN 17 142 (EN 424)	no visible damage
	Underfloor heating:		Suitable for hot-water underfloor heating Electrical underfloor heating is generally suitable when it is built into the floor screed or the concrete layer and thus does not lie on the concrete layer as foil heating. The heating elements pipes wires must lie across the entire area and not just be partly present. If the area is only partially heated, the floor covering must have expansion joints (system profile strips). The maximum permitted surface temperature is 29°C. Standard foil heating systems are generally not recommended. One exception is self-regulating heating systems which maintain the 29°C surface temperature.
	Underfloor cooling:		A separate leaflet is available for laying on cooled floor constructions.
	Heat transfer resistance:	EN 12 667	0.072 (m²K)/W; with MEISTER-Silence 25 DB: 0.09 (m²K)/W
	Thermal conductivity:	EN 12 667	0.141 W/(m*K)
	Footfall noise reduction:	DIN EN ISO 10140-3	with MEISTER-Silence 25 DB: 16 dB
	Antislip:	DIN 51 130 BGR 181	R 10 (with Slate, Sandstone, Metallic, Structural concrete and Hickory); R9 (with Rustic, Rustic wood, Rust and Sienna grey)

Tolerances

	Right-angle of the elements:	EN 17 142	target values met
	Determination of edge straightness:	EN 17 142	target values met
	Surface flushness:	EN 17 142	target values met
	Joint opening between the elements:	EN 17 142	target values met

General data on environment, installation and care

	Blue Angel:	RAL-UZ 176	awarded
	Disposal:		Residual pieces can be disposed of in household refuse (e.g. thermal treatment) Dispose large quantities according to municipal provisions (e.g. recycling centres) An energetic utilization in authorized plants is recommended.
	Cleaning and care:		Cleaning after completion of construction work/day-to-day cleaning: CC Wood Care for Oiled Floors Special cleaning: CC Deep Clean
	Areas of application:		The flooring is suitable for all living areas as well as for commercial areas with very heavy wear. Special requirements apply to treatment rooms and medical practices.
	AquaSafe-System:		The nadura floor is water-resistant (4 hours protection against standing water) as it has the AquaSafe system's comprehensive protection against humidity. Can be installed in humid rooms like e.g. bathrooms. This does not include outdoor areas and wet rooms, e.g. saunas, shower cubicles, steam rooms and rooms with a floor drain.
	Preconditions for installation:	DIN 18 365	The substrates must be ready for laying on according to the generally recognised rules of the trade, taking into account VOB (German construction contract procedures), part C DIN 18 365 "parquetry work". The substrate must be dry (in the case of mineral substrates max. 2% or with underfloor heating 1.8 %, with anhydrite screed max. 0.5% or with underfloor heating 0.3 % residual moisture – measured with CM devices), even, firm and clean. Additionally, any unevenness of 3mm/ per initial metre and 2mm per further metre must be evened out according to DIN 18 202, table 3, line 4. The installation instructions provided with the product must be observed.



MeisterWerke Schulte GmbH reserves the right to make alterations to material and structures when this serves to improve the quality.