


















Tests	DIN/EN standard	Design flooring MeisterDesign. pro DD 200
General data on product composition		
Type of covering:		Semi-rigid multi-layer flooring panel with an abrasion-resistant decorative top layer
Total thickness:		approx. 2 mm
Effective measurement: (length × width)		1,295 x 219 mm
Product structure:		a. Multilayer Puretec®-surface with polyurethane covering layer (PVC-free) b. ecuran base board - waterproof, semi-elastic, PVC-free c. Fleece backing
Technical data		
 	Wear class:	ISO 10 874 23 33
	Electrical behaviour:	EN 1815 personal voltage Up < 2 kV
	Wear resistance:	EN 15 468 (procedure B) IP ≥ 5,000 cycles
	Antibacterial surface property:	ISO 22196 Effectiveness of the antibacterial property against Staphylococcus aureus ATCC 6538P: "strong", value of the antibacterial effect A ≥ 3.
	Impact resistance:	EN 13 329 (appendix F) ≥ 1,600 mm
	Stain resistance:	EN 438-2/25 Group 1: grade 5 Group 2: grade 5 Group 3: grade 4 Coloured rubber, natural rubber or plastic glides and castors as well as dark car, bike or equipment tyres may possibly cause discolouration on flooring. Please only use light, non-migrating furniture glides, castors or tyres, if possible.
	Colour fastness:	EN ISO 105 ≥ stage 6 on the bluewool scale
	Fire behaviour:	EN 13 501 Cfl-s1 (hardly flammable)
	Slip resistance:	EN 14 041 / 13 893 DS

Technical data			
	Formaldehyde emissions (E1 = 0.1 ppm):	EN 717-1	≤ 0.05 ppm
	Content of pentachlorophenol:	EN 14 041	< 5 ppm
	Indent after constant load:	EN ISO 24343-1	≤ 0.1 mm
	Castor resistance:	EN 425	no visible changes or damage with soft, standard castors (type W)
	Behaviour on simulation of shifting furniture foot:	EN 424	Type 2: no visible damage
	Underfloor heating:		Suitable for hot-water underfloor heating Electrical underfloor heating is generally suitable when it is built into the floor screed or the concrete layer and thus does not lie on the concrete layer as foil heating. The heating elements pipes wires must lie across the entire area and not just be partly present. If the area is only partially heated, the floor covering must have expansion joints (system profile strips). The maximum permitted surface temperature is 29°C. Standard foil heating systems are generally not recommended. One exception is self-regulating heating systems which maintain the 29°C surface temperature.
	Underfloor cooling:		A separate leaflet is available for laying on cooled floor constructions.
	Heat transfer resistance:	EN 12 667	0.01 (m²K)/W
	Thermal conductivity:	EN 12 667	0.25 W/(m*K)
	Footfall noise reduction:	DIN EN ISO 10140-3	4 dB
	Antislip:	DIN 51 130 BGR 181	R 9

Tolerances		
Right-angle of the elements:	EN 16 511	target values met
Determination of edge straightness:	EN 16 511	target values met

General data on environment, installation and care		
Blue Angel:	RAL-UZ 120	awarded
Disposal:		Residual pieces can be disposed of in household refuse (e.g. thermal treatment) Dispose large quantities according to municipal provisions (e.g. recycling centres) An energetic utilization in authorized plants is recommended.
Cleaning and care:		Cleaning after completion of construction work: CC PU Cleaner Day-to-day cleaning: CC PU Cleaner Freshening care: CC Floor Mat
Areas of application:		The flooring is suitable for all living areas as well as for commercial areas with heavy wear, e.g. open-plan offices, department stores, public buildings etc. This flooring is suitable for installation in humid/wet areas (according to Class W1-I, e.g. bathrooms). This flooring is not suitable for installation in outdoor areas, such as showers, public washrooms and saunas. Special requirements apply to treatment rooms and medical practices.
Preconditions for installation:	DIN 18 365	The laying surfaces must be considered to be ready for laying according to the generally recognised rules of the trade observing VOB, Part C, DIN 18 365 "Floor covering work". The laying surface must be dry (with a residual moisture of max. 2% for mineral subfloors or 1.8% with underfloor heating, or max. 0.5% for anhydrite screed or 0.3% with underfloor heating – measured using CM equipment), even, solid and clean. Furthermore, any unevenness of 3 mm per initial metre and 2 mm for each subsequent running metre must be evened out in accordance with DIN 18 202, Table 3, Row 4. An appropriate filler must be applied to an adequate thickness in order to even out any unevenness and achieve a uniform absorbency of the subfloor. We recommend consulting the technical information sheet 02 from the Zentralverband für Parkett und Fußbodentechnik (Central Association for Parquet Flooring and Flooring Technology) and the BEB (Federal Association of Screed and Floor Covering). The laying instructions for full-surface bonding provided with the product must be observed.






Made with





www.bjauer-engel.de/uz120

MeisterWerke Schulte GmbH reserves the right to make alterations to material and structures when this serves to improve the quality.