





- a. Weartec Nature – treated ready for residential use, naturally oiled surface
- b. Real wood covering layer
- c. Wood powder layer
- d. HDF middle layer
- e. Wood Powder backing with real wood cover

**Tests**
**DIN/EN standard**
**Lindura wood flooring HD 300 | naturally oiled**
**General data on product composition**

Type of covering:	Flooring panel with top layer made from fine wood	
Total thickness:	approx. 11mm	
Effective measurement: (length × width)	2200 × 270mm 2600 × 320mm	
Product structure:	a. Weartec Nature – treated ready for residential use, naturally oiled surface b. Real wood covering layer c. Wood powder layer d. HDF middle layer (approx. 920kg/m <sup>3</sup> ± 3%) e. Wood Powder backing with real wood cover	

**Technical data**

Locking method:	MastercllicPlus	
 Fire behaviour:	EN 13 501	B <sub>fl</sub> -s1 (hardly flammable)
 Formaldehyde emissions (E1 = 0.1 ppm):	EN 717-1	≤ 0.05 ppm
 Underfloor heating:	Suitable for hot-water underfloor heating Electrical underfloor heating is generally suitable when it is built into the floor screed or the concrete layer and thus does not lie on the concrete layer as foil heating. The heating elements   pipes   wires must lie across the entire area and not just be partly present. If the area is only partially heated, the floor covering must have expansion joints (system profile strips). The maximum permitted surface temperature is 29°C. Standard foil heating systems are generally not recommended. One exception is self-regulating heating systems which maintain the 29°C surface temperature.	
Heat transfer resistance:	EN 12 667	with MEISTER-Silence 25 DB: 0.084m <sup>2</sup> K/W
 Footfall noise reduction:	DIN EN ISO 10140-3	with MEISTER-Silence 25 DB: 16dB
Indent resistance: (Brinell)	EN 1534 ≥	≥ 100 N/mm <sup>2</sup> (oak) ≥ 60 N/mm <sup>2</sup> (larch)
Antislip:	DIN 51 130 BGR 181	R 10

## General data on environment, installation and care

Blue Angel:	RAL-UZ 176	awarded
Disposal:		Residual pieces can be disposed of in household refuse (e.g. thermal treatment) Dispose large quantities according to municipal provisions (e.g. recycling centres) An energetic utilization in authorized plants is recommended.
Cleaning and care:		Cleaning after completion of construction work/day-to-day cleaning: CC Wood Care for Oiled Floors Freshening care: CC Premium care oil   CC H <sup>2</sup> Oil Special cleaning: CC Deep Clean
Areas of application:		The HD 300 collection is suitable for all dry living areas with heavy wear as well as for commercial areas with normal wear, e. g. hotel rooms, boutiques etc. This flooring is not suitable for installing in humid rooms (bathrooms, saunas etc.)
Preconditions for installation:	DIN 18 365	The substrates must be ready for laying on according to the generally recognised rules of the trade taking into account VOB (German construction contract procedures), part C DIN 18 365 "parquetry work". The substrate must be dry (in the case of mineral substrates max. 2% with anhydrite screed max. 0.5% residual moisture – measured with CM devices), even, firm and clean. Additionally, any unevenness of 3mm/per initial metre and 2mm per further metre must be evened out according to DIN 18 202, table 3, line 4. The installation instructions provided with the product must be observed.



MeisterWerke Schulte GmbH reserves the right to make alterations to material and structures when this serves to improve the quality.